

FOR LASM KIDS!

Sharpen your baking skills!

Chocolate-Chip Constellation Cookies

- 2 1/4 cups all-purpose flour
- 1 teaspoon baking soda
- 1 teaspoon salt
- 1 cup butter, softened
- 3/4 cup sugar
- 3/4 cup firmly packed brown sugar
- 1 teaspoon vanilla extract
- 2 eggs
- 2 cups (or 12 oz. package) semisweet chocolate morsels
- 1 cup chopped nuts (optional)

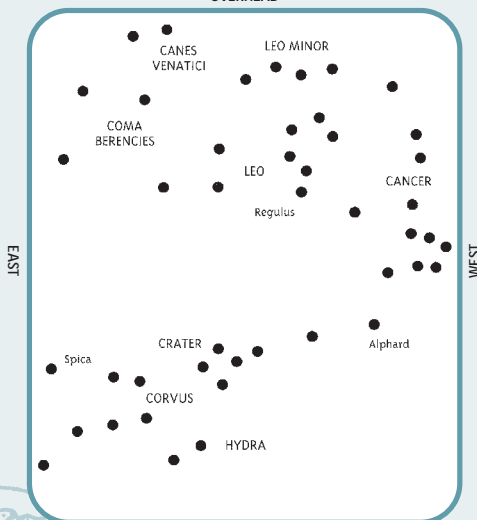
Preheat oven to 375°. In a small bowl, combine flour, baking soda, and salt; set aside. In a large bowl, combine butter, sugar, brown sugar, and vanilla extract; beat until creamy. Beat in eggs. Gradually add flour mixture. Stir in nuts and 1 1/2 cups of the chocolate morsels (reserve 1/2 cup to make constellations).

Spread onto greased 15 1/2 x 10 1/2 x 1 inch baking pan. Smooth top with a spatula so that no chocolate morsels show. Arrange 1/2 cup of reserved chocolate morsels to make constellations of the season. (Follow the pan-shaped templates below.)

Bake at 375° for 20 to 25 minutes. Cool. Cut into 2 squares or divide by constellation for giant cookies.

9 PM Mid-April

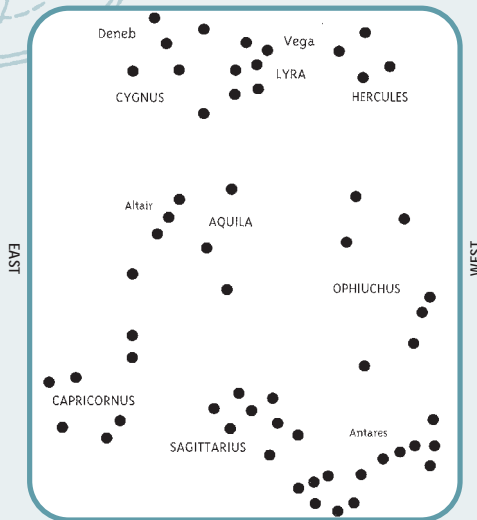
OVERHEAD



LOOKING SOUTH

10 PM Mid-July

OVERHEAD



LOOKING SOUTH

Astro Sugar Cookies

- 1 1/2 cups sifted all-purpose flour
- 1/2 teaspoon baking soda
- 3/4 teaspoon salt
- 1/2 cup soft shortening
- 1 cup granulated sugar
- 1 unbeaten egg
- 2 teaspoons vanilla extract or 1/2 teaspoon almond extract
- Silver decorating balls (two sizes)


Sift flour with baking soda and salt. Mix shortening with sugar, egg, and vanilla until very light and fluffy. Combine both mixtures till well blended. Put dough onto large piece of wax paper, wrap, and chill in the refrigerator for 1 hour.

Preheat oven to 375°. After chilling the dough, roll it out on a lightly floured surface, and cut it into 3 1/2-inch circles.


Use silver balls to make stars in the constellations.

You can use bigger balls for brighter stars and smaller balls for dimmer stars. The constellations on your cookies can be copied from the cookie-shaped templates below. Bake cookies for about 10 minutes. Cool on wire rack.


Makes about 3 dozen cookies.



Canis Major
(the Big Dog)




Pegasus




Gemini
(the Twins)




Orion
(the Hunter)




The Big Dipper
(the Big Bear)



Cygnus
(the Swan)




Leo
(the Lion)




Cassiopeia
(the Queen)



Taurus
(the Bull)



Aquila
(the Eagle)



Recipe adapted by Suzanne Chippindale, Astronomical Society of the Pacific.

©2001 Project ASTRO Astronomical Society of the Pacific. Based upon work supported by the National Science Foundations under Grant no. ESI 990-1892.